



**ARTS COUNCIL ENGLAND**

# **Data Report: Emergency Response Funds**

**Individuals and Organisations outside  
the National Portfolio**

**Easy Read**

**June 2020**

## Data Report: Emergency Response Funds

---



In April and May 2020, we ran two Emergency Response Funds to help individuals and organisations during the coronavirus emergency



This Easy Read report shows how we spent that money and who received it



This report does not include organisations that are part of our National Portfolio or the separate Emergency Response Fund to support them

## Contents

---

Applications	2
Grants made	3
Investing in diverse applicants	4
Benevolent funds	6
Grants by Discipline	8
Grants by Area	9
Find out more	11

## Applications

---



There were **2 application rounds**, which were open in April and May 2020

In total, across the 2 rounds, we received



**13,688** applications



**10,295**, or **75%**, of these were from individuals



**3,393**, or **25%**, were from organisations

**10,295** from individuals

**3,393**  
from organisations



73 individuals and 13 organisations withdrew their application after submitting

## Grants made

---



We made **9,666** grants



**7,484**, or **77%**, of these were to individuals



**2,182**, or **23%**, were to organisations



We spent a total of **£64.8 million**.  
**£17.1 million** of this to individuals and  
**£47.7 million** of this to organisations



On average, individuals received **£2,285** each  
and organisations received **£21,862** each



The overall success rate was **71.1%**  
For individuals this was **73.2%**  
For organisations this was **64.6%**

## Investing in diverse applicants

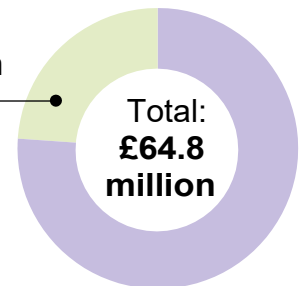
---



### Awards made to Black and minority ethnic (BME) applicants

- **2,020** awards
- **£13.1** million
- **74.3%** of applicants offered funding

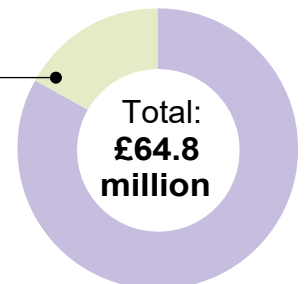
£13.1 million



### Awards made to D/deaf and disabled applicants

- **1,285** awards
- **£8.5** million
- **79.4%** of applicants offered funding

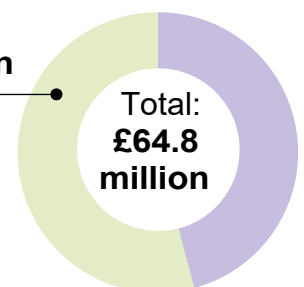
£8.5 million



### Awards made to female applicants

- **9,670** awards
- **£35.3** million
- **75.2%** of applicants offered funding

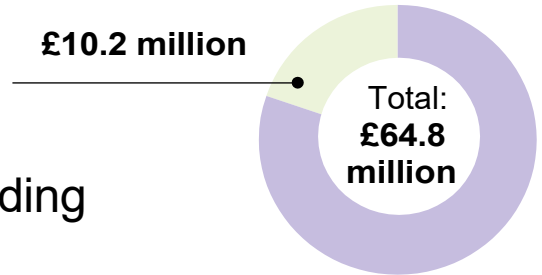
£35.3 million





## Awards made to LGBT applicants

- **1,763** awards
- **£10.2** million
- **77.2%** of applicants offered funding



### Notes



These figures include both **individuals** and **organisations** combined



Organisations include those who define themselves as **'female-led'** or **'BME-led'**, for example

## Benevolent funds

---



We also gave **£4 million** to seven organisations to help people who may not have been covered by our Emergency Funds



This included performers, technical workers and other freelance creatives. We called these funds **Benevolent Funds**

### List of benevolent funds

Fund	Amount
Help Musicians UK	£900,000
Equity Charitable Trust	£850,000
Dance Professionals Fund	£500,000
The Theatrical Guild	£550,000
Outdoor Arts UK	£500,000
Society of Authors	£400,000
a-n The Artists Information Company	£300,000
<b>Total</b>	<b>£4,000,000</b>



Each organisation is responsible for awarding the benevolent funds they've been given



They are all working to their own timetables to best help the people they are supporting



Once all funds have completed, we will publish data about the awards that were made



## Grants by Discipline



This table shows how we awarded funds across our supported disciplines

Discipline	Number of applications	Number of grants	Amount awarded	Success rate
<b>Combined arts</b>	1,626	1,273	£10,080,256	78.3%
<b>Dance</b>	809	673	£4,341,742	83.2%
<b>Film</b>	267	80	£243,702	30.0%
<b>Libraries</b>	12	7	£105,983	58.3%
<b>Literature</b>	480	387	£1,888,465	80.6%
<b>Museums</b>	235	152	£2,155,895	64.7%
<b>Music</b>	2,538	1,543	£8,201,721	60.8%
<b>Not discipline specific</b>	1,558	971	£11,239,906	62.3%
<b>Other/Not Known</b>	329	194	£2,409,619	59.0%
<b>Theatre</b>	2,642	2,097	£13,878,656	79.4%
<b>Visual arts</b>	3,125	2,301	£10,079,262	73.6%
<b>TOTAL</b>	<b>13,621</b>	<b>9,678</b>	<b>£64,625,207</b>	<b>71.1%</b>



See the notes on [page 10](#) for more about how we used discipline classifiers

## Grants by Area



This table shows how we awarded funds across our five areas of England

Area	Number of applications	Number of grants	Amount awarded	Success rate
London	5,191	3,723	£21,129,593	71.7%
Midlands	1,518	1,099	£7,867,326	72.4%
North	2,973	2,066	£14,258,493	69.5%
South East	2,278	1,614	£12,897,542	70.9%
South West	1,661	1,176	£8,472,253	70.8%
<b>TOTAL</b>	<b>13,621</b>	<b>9,678</b>	<b>£64,625,207</b>	<b>71.1%</b>



**1,128** awards were made to individuals or organisations based in **areas of low engagement**



An area of low engagement is one of the **20% of Local Authority areas** that have the **lowest engagement** with arts and culture



**71.3%** of applicants from these areas were offered funding totalling **£8.1 million**

## Notes



Area and Discipline figures include numbers for both **individuals** and **organisations** combined



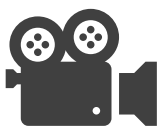
The **Area** we have used is taken from the home or business address applicants provide when completing their profile



The **Discipline** we have used is the one applicants choose when completing their profile



In most cases, this refers to **their main work in general** and may not describe the activity applied for in this programme



Where **Film** or **Other/ Not known** has been funded, we have decided this work is in our remit, potentially under another classifier



**Not discipline specific** means that an applicant's main work is not specific to any one of our disciplines. For example, an arts centre or a community group



For more information on how we used these classifiers, see our [full data report](#)

## Find out more

---



You can find out more about our Emergency Response Funds on [our website](#)



Our [full data report](#) goes into more detail about each section, including a review of what these figures mean.



A [full data set](#) can be found on our website. A report on our third Emergency Response Fund for the NPOs and CPP Lead Organisations will follow soon



If you have any questions, get in touch with our customer services team by email:

✉ [enquiries@artscouncil.org.uk](mailto:enquiries@artscouncil.org.uk)